

Trimline 70 SL

BUILT-IN BALANCED FLUE GASFIRE



Discover the possibilities with the Trimline 70 SL

With an innovative, versatile design the compact TL70 SL is easy to install and simple to service. The TL70 SL can be wall mounted and installed directly to any internal outside facing wall. One of the biggest advantages is that there is minimal building work required and with an output of 3.8kW and an impressive efficiency rating of B, the TL70 SL will fit perfectly with virtually all interiors with sleek lines for a contemporary living statement. The TL70 SL utilises the same features as the other appliances within the range. The TL70 is remotely operated and supplied with a battery box as powersupply.

Styling & Optionals

Ecomax remote control

For absolute ease of use all appliances are supplied with an Ecomax remote system that controls the fire at the touch of a button.



Options interior finish materials and Trimline Wi-Fi control

For that extra WOW factor, there is also an option to upgrade to a black glass lining within the combustion chamber which offers a remarkable effect of added depth and detail. Other available upgrades also include Wi-Fi, vermiculite interior lining and alternative frame options.



Standard Lamelas interior



Optional Vermiculite interior



Optional Black glass interior

New Integrated Heat Box

When the TL70 SL is installed with the Integrated Heat Box (IHB) it allows you to construct the installation from combustible materials making the fire a versatile choice in most modern building applications.

The use of the integrated heat box allows the appliance to be installed in situations where combustible surfaces or materials would or may hinder the installation given the risk of heat and allows quicker access for service and maintenance.







- Easy to install & simple to service
- Can be fitted with the use of combustible materials* when installing with the Integrated Heat Box
- Slimline appliance only 155mm depth
- Can be wall mounted or installed within a suite
- Can be installed directly to any internal outside facing wall
- Energy class B - 84% efficient
- Can be installed into a cavity wall
- Realistic log effect
- Comes complete with battery box powersupply











* Please refer to installation instructions when fitting with or without the IHB.

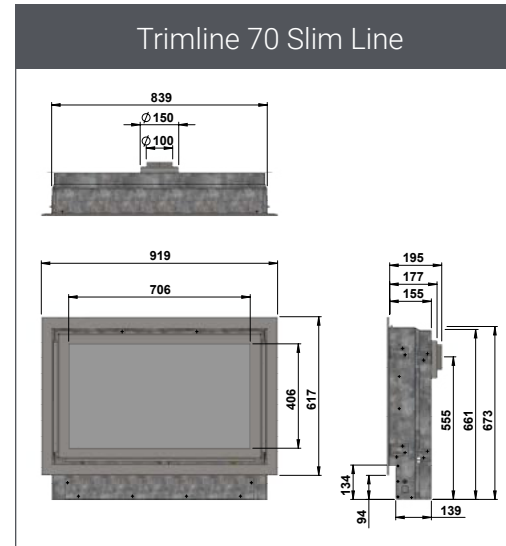
Product specifications

FEATURES

-  Balanced flue gas fire
-  Front model
-  Single burner
-  Wood logs fuel bed
-  Ecomax remote control
-  Lamelas interior

OPTIONALS

-  Black glass interior
-  Vermiculite interior
-  Anti reflective glass
-  Mains adapter GV60
-  Wall bracket remote control
-  Domotica smart connection
-  Wall switch
-  Puck control



Appliance name	Trimline 70 SL			
Appliance type	Balanced flue build in gas fires (C11, C31, C91)			
Purpose	Ambient heating, real flames			
Engine identification	1023			
Gas type -pressure	Natural gas G25.3 – 25 mbar	Natural gas G20 – 20 mbar	Natural gas G25 – 20 mbar	LPG G30/31 – 28-50 mbar
Heat input (kW)	4.7	4.5	3.8	4
Heat output max (kW)	4	3.8	3.0	3.3
Heat output min (kW)	2.7	2.8	2.2	2
Consumption (m³/h and kg/h LPG)	0.57	0.48	0.46	0.23
Efficiency in %	84	84	79	83
Energy label highest efficiency	B	B	C	B
Flue lay out wall termination	Direct and indirect 1m vertical and max 4m horizontal			
Weight (kg)	52			
Efficiency class EN613	1			
NOx class	5			
PIN ID CE	0461CT1099			
Gas connection	3/8" inside connection			
Electrical connection	6VDC battery-pack powered, optional 220VAC>6VDC power adapter			
Gas control system	Mertik Maxitrol SYMAX B6R radio controlled 866 mHz			
Safety	Thermocouple flame supervision and pressure hatches			
Heat distribution	Internal convection system			
Connectivity	Optional App control (Android and iOS), wall switch and domotica connection			
Flue type and diameter	Holetherm-CC concentric flue, 100-150mm			
Standard supplied	8 button remote control – Log fuelbed – Glowing wool – Battery box – Rilled interior panels			
Optional	Black glass interior panels – Vermiculite interior panels – IHB integrated Heat Box for combustible built-in			
Remarks	<ul style="list-style-type: none"> • Always use non-combustible construction materials such as metal stud framing and fireboard cladding • IHB Integrated Heat Box can be used if the fire will be built inside a wooden framing 			

Installation details

Concentric flue system

Using the THC-CC double wall chimney system the flue gases are safely transported to the outside and fresh combustion-air is pulled inside the appliance. Balanced flue appliances can be installed using a wall terminal so no traditional chimney is needed. THC-CC is made of high quality stainless steel and approved according CE standards in combination with the Trimline appliances.



Balanced flue gas fire

One of the most innovative aspects of the Trimline 70 Slim Line is that there is no need for an existing chimney to be present. This is all down to the clever features of our balanced flue gas fire, that is fully room sealed. Not only does this make for a highly efficient and safe appliance, but when combined with our concentric flue system, our fires can be positioned in virtually any part of your home with a relatively simple 'chimney breast' built around it. A direct wall outlet from the back of the fire makes the installation even easier.